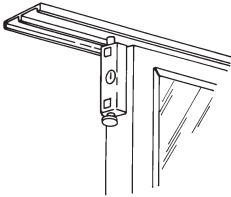


HIGH SECURITY PATIO BOLT


FITTING INSTRUCTIONS

- DOORS THAT SLIDE INSIDE OF SCREEN DOOR



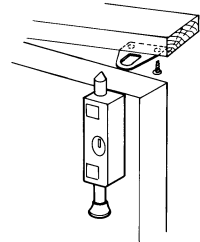
Fix at the top of the back end of sliding door.

- DOORS THAT SLIDE OUTSIDE OF SCREEN DOOR

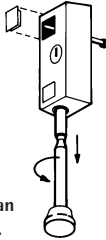


Can be fixed at the top of the front or back inside face of sliding door.

- HINGED DOORS (KEEPER SUPPLIED IN RETAIL PACK ONLY)



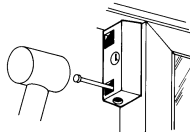
1. With lock body unlocked, turn bolt a half-turn clockwise and gently pull out of body. Pop out plastic plugs by pushing through from back of body with nail.



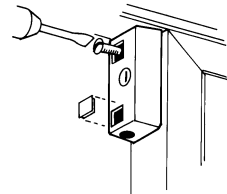
- NOTE: Bolt direction can be reversed if required.

2. Tap nail or marker through body mounting holes to mark fixing screw locations. Leave 16mm (5/8") clearance between top of body and frame.

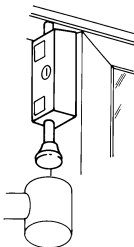
- Important: Check that fixing screws will clear glassline. Drill two 4mm (5/32") holes where marked.



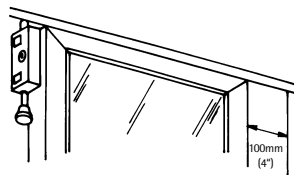
3. Screw lock into position using 16mm (5/8") screws for aluminium or 32mm (1 1/4") screws for timber. Replace bolt. If lock operates correctly, insert plastic plugs.



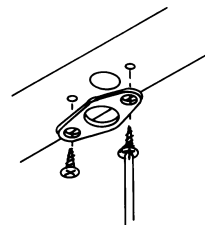
4. With door closed, gently tap bolt into frame to mark location. Drill 12mm (15/32") hole where marked.



5. For ventilation, open door to desired position (maximum of 100mm (4") to prevent intruder entry). Repeat previous step.



6. For timber doors, screw hole plates over holes in frame using 9.5mm (3/8") screws for extra strength and better finish.



WHITCO WARRANTY

FITTING INSTRUCTIONS

Whitco warrants its product to be free from defects in material and workmanship for a period of seven years from the date of purchase by the retail customer.

With exception, Whitco warrants all door screen and window screen products for a period of twelve months, excluding key locks and hinges therein which have a warranty of seven years from the date of purchase by the retail customer.

This warranty is limited at Whitco's option to the replacement of any product proven to be faulty in manufacture or materials, with the same or equivalent product free of charge. Labour charges, transportation and other costs associated with the replacement or re-installation of the parts or products are excluded from this warranty and will not be paid by Whitco.

Whitco assumes no liability under the warranty for the following:

- Misuse, abuse, accidental or intentional damage
- Improper maintenance and installation
- Unauthorised repair or modifications
- Use contrary to instructions furnished by Whitco
- Use of replacement parts other than authorised parts
- Corrosion related damages when used in a corrosive environment
- Tarnish or excessive wear on soft finishes such as Bronze, Brass and other Antique finishes is not covered by this warranty as deterioration is possible under some climatic conditions, frequency of use or other factors
- Whilst Gold, Chrome and powder coated finishes are warranted against tarnish they shall not be covered for deterioration caused by damage to the protective layer
- Deterioration in colour and performance of polymer materials
- Malfunction or failure of the product due to the use of non-genuine Whitco parts and cylinders

To the extent permitted by law, Whitco shall not be liable to the purchaser, common user or any other person for any incidental or consequential damages arising howsoever and including but not limited to damages from any defect, malfunction or failure of any product or component.

To the extent permitted by law, this warranty is the exclusive warranty granted by Whitco and is in lieu of all other express or implied warranties.

There are no implied warranties as to merchantability, quality or fitness for a particular purpose. In all other respects the Standard Terms and Conditions of Whitco apply.