

www.drlock.com.au/store

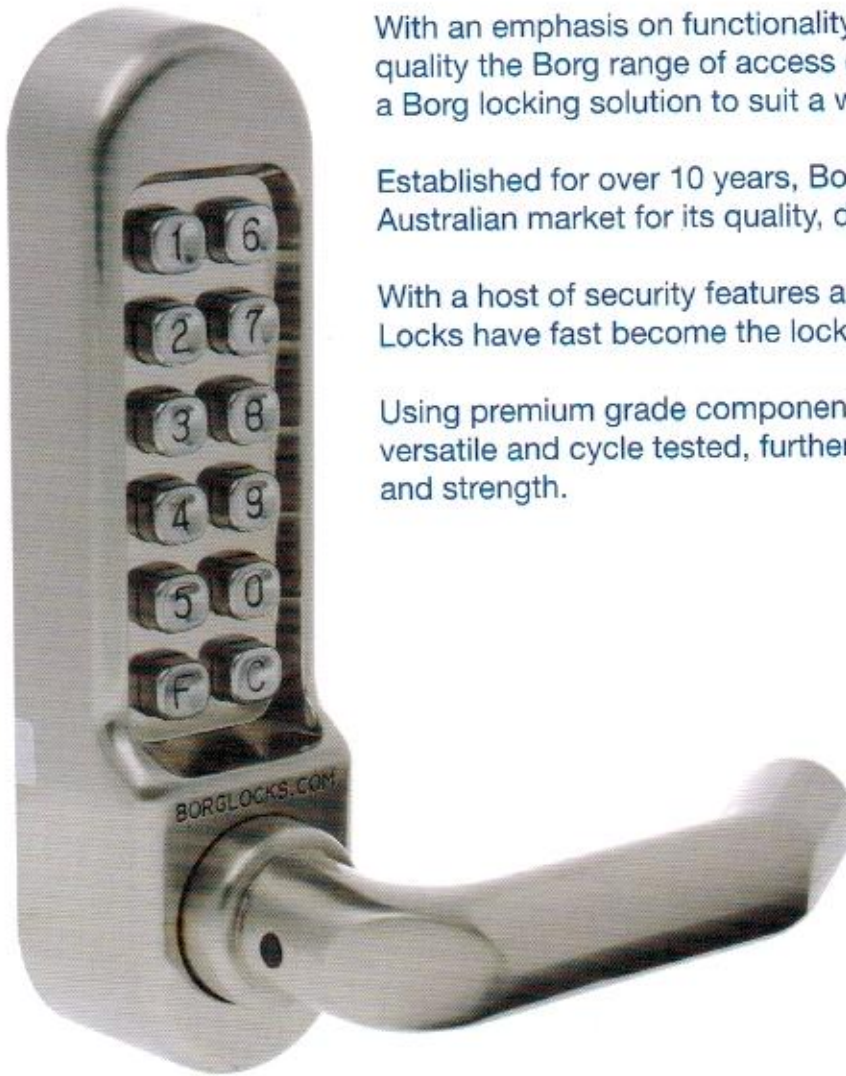
Borglocks
controlling access



www.drlock.com.au/store



Borg Locks, market leader in the innovative design and manufacture of high quality mechanical access controls.



With an emphasis on functionality, performance and quality the Borg range of access controls enables us to supply a Borg locking solution to suit a wide range of applications.

Established for over 10 years, Borg has been embraced by the Australian market for its quality, durability and performance.

With a host of security features and its stylish design Borg Locks have fast become the locksmiths choice.

Using premium grade components all models are extremely versatile and cycle tested, further guaranteeing their durability and strength.

Contents

2000 Series	2
3000 Series	3
5000 Series	4, 5
Marine Grade Series	6
Gate Lock Series	7
Accessories	8, 9
Measurments	10, 11
Quick Selection Guide	12



BL2000SC

- 60mm anti-thrust tubular latch
- 12mm bolt projection
- 70mm latches are also available

Also available in polished brass:
BL2000PB



BL2200SC

- 60mm anti-thrust tubular latch
- 70mm latches are also available
- 12mm bolt projection
- Hold back

Also available in polished brass:
BL2200PB



BL2020SC

- Back to back keypads
- Side specific
(code must be entered from either side)
- 60mm anti-thrust tubular latch
- 70mm latches are also available
- 12mm bolt projection



BL2002SC & BL2202SC

- Separate anti-thrust bolt
- 28mm aluminium latch
- Ideal for 50mm section
- Latch compatible with electric strikes
- Reinforced latch & thrust bolt
- Backset of 28mm
- 15.5mm bolt projection
- Non-hold back (BL2002SC)
- Hold back (BL2202SC)

The **2000 series** is a range of fully mechanical pushbutton coded locks. The ergonomic design and simple operating procedure ensures access for authorised personnel only. Automatic locking until correct code is entered and an anti-thrust latch provide greater security.

Easy to fit, (fittings to suit doors up to 54mm thick) and with all parts and fittings included it is ideal for many different usage applications.



Main Features

- New compact latch design
- Suitable for single and pairs of doors
- Perfect for shop fronts, offices & workshop entrances
- Different lengths of strike available
- Inside handle free at all times
- Fully reversible
- Easy code change procedure
- Suits doors from 35mm to 54mm thick and upto 80mm extension accessories
- Tested to more than 50,000 cycles
- More than 8000 codes to choose from
- Suitable for internal use

Available finishes in selected models:

PB - polished brass SC - satin chrome



BL3500SC

- Includes rim fixing deadbolt

The **3000 series** use the same pushbutton key pads as the 2000 series, but offers more model variations to suit a wider range of applications. They include key override model BL3700 enabling the code to be overridden by the key and rim fixing deadbolts (BL3500) for greater security, further demonstrating that Borg provides a model suitable for virtually every application.



BL3700SC

- Digital lock with key override
- 60mm anti-thrust tubular latch
- 70mm latches are also available
- 12mm bolt projection
- Easy grip knob design
- Yale keyway
- Keyed alike option



BL3702SC

- Digital lock with key override
- 28mm aluminium latch
- Easy grip knob design
- Yale keyway
- Keyed alike option



Main Features

- New compact latch design
- Suitable for single and pairs of doors
- Perfect for shop fronts, offices & workshop entrances
- Different lengths of strike available
- Inside handle free at all times
- Fully reversible
- Easy code change procedure
- Suits doors from 35mm to 54mm thick
- Tested to more than 50,000 cycles
- More than 8000 codes to choose from
- Suitable for internal use

5000 series

www.drlock.com.au/store



BL5001SS

- 60mm anti-thrust tubular latch
- 12mm bolt projection

Also available in these finishes:

BL5001SC

BL5001PB

The **5000 series** are designed for medium to heavy duty applications. Its full size lever handles with rubber insert for soft grip combined with its large 10 digit keypad enables the 5000 series to control access in a wide variety of applications.

Key features include clutched handles which protects against forced entry and lock damage and optional free passage function.



BL5000SC

- 60mm backset euro style Mortice lock
- 22mm double bolt throw
- Key lock-out Mortice lock supplied
- Fixed cam Euro cylinder not supplied (BDS part code 3170SCKD)



BL5051SC

- Back to back keypads
- 60mm anti-thrust tubular latch
- 12mm bolt projection



BL5050SC




- Back to back keypads
- 60mm backset euro style mortice lock
- 22mm double bolt throw Mortice lock supplied
- Fixed cam Euro cylinder not supplied (BDS part code 3170SCKD)



Main Features

- Full size lever handles with soft grip rubber insert
- Clutch protection
- Optional free passage (if required)
- Large keypad with indented buttons
- Fully reversible
- Easy code change procedure
- Suits doors from 35mm to 54mm thick
- Tested to more than 100,000 cycles
- More than 8000 codes to choose from
- For medium to heavy usage areas
- Suitable for internal use
- Free passage function

Available finishes in selected models:

 PB - polished brass
  SC - satin chrome
  SS - stainless steel

www.drlock.com.au/store

5000 series

Timber
Internal ✓ External ✓

Steel
✓

Aluminium
—

Gate
metal ✓ timber ✓

Marine Applications
—

BL5101SS

- Keypad and knob outside
- Knob inside
- Lever inside model also available on request
- 60mm anti-thrust tubular latch
- 12mm bolt projection

Also available in polished brass:
BL5101PB

BL5151SC

- Back to back keypads
- 60mm anti-thrust tubular latch
- 12mm bolt projection

BL5201SC

- Fully mechanical digital lock
- 60mm anti-thrust tubular latch
- 12mm bolt projection
- Full size straight lever handles with soft grip rubber insert
- Clutch protection

Mortice Lock



Other **5000 series** key features include clutched handles which protects against forced entry and lock damage, optional free passage function and versatility of different knob and lever configurations.



Main Features

- Optional free passage (if required)
- Indented buttons
- Fully reversible
- Easy code change procedure
- Suits doors from 35mm to 54mm thick
- Tested to more than 100,000 cycles
- More than 8000 codes to choose from
- For medium to heavy usage areas
- Suitable for internal use
- Free passage function



BL2600MGBC

- 60mm anti-thrust stainless steel tubular latch
- Holdback facility



BL2620MGBC

- Back to back keypads
- 60mm anti-thrust stainless steel tubular latch



BL5001MG

- 8mm square drive suitable for mortice locks
- 60mm anti-thrust stainless steel tubular latch
- Curved lever design
- Free passage option



BL5051MG

- Back to back keypads
- 60mm anti-thrust stainless steel tubular latch
- Curved lever design
- Free passage option either side



BL5201MG

- 60mm anti-thrust stainless steel tubular latch
- Straight lever design
- Free passage option

The **Marine Grade series** range of products have been developed specifically for marine applications. Manufactured using marine grade stainless steel all the internal parts have undergone extensive salt water testing and are guaranteed to resist corrosion.

A special 5 layer marine grade polished chrome finish is applied to the outer housing and knob lever which are guaranteed to resist corrosion for at least 2 years.



Main Features

- Fully mechanical marine grade digital lock
- salt-spray tested
- 316 grade stainless steel internal components
- 5 layer marine grade polished chrome finish
- Corrosion resistant
- Fully reversible
- Easy code change procedure
- Suits doors from 35mm to 54mm thick
- More than 8000 codes to choose from
- For medium to heavy usage areas (5000 series)
- Suitable for external use
- Finished in polished chrome
- Free passage function (5000 Series)



BL3100BLK

- Spring return internal handle



BL3150GATE

- Back to back keypads



BL3175GATEK

- Back to back keypads
- Key override (cylinder not supplied)
- Fixed cam Euro cylinder not supplied (BDS part code 3170SCKD)

The **Gate Lock series** is another new and unique product from borg which combines two marine grade keypads (Back to Back), with a special lockcase with anti ligature features and an adjustable latch bolt, designed to fit metal gates of various sizes and types.

This self locking system is design to be fully reversible, making it suitable for left or right handed gates. Using the two telescopic fixing screws supplied, makes the gatelock simple to fit to most gates.



Main Features

- Designed for external use
- Designed for use on metal gates with 40 or 50mm square posts
- Built-in mounting box
- Adjustable sprung latch
- Marine grade stainless steel internal components
- Easy grip anti-ligature handles
- Anti-climb housing
- 14 digit keypad
- Telescopic fixings supplied
- Fully reversible
- Easy code change procedure
- More than 8000 codes to choose from
- Extended latch available

Accessories



BL002KIT

- Converts a LW 002 deadlock into a Borg 2000 series digital Lock
- Kit includes mounting plate, spindle and fixing screws
- Use existing deadlock body



BL3572KIT

- Converts an existing Australian style Mortice lock into a Borg 2000 Series digital lock
- Kit includes mounting plate, keypad template, spindle and fixing screws
- Use existing Mortice lock body and internal furniture




BL3572KITBTB

- Converts an existing Australian style Mortice lock into a Borg 2000 Series digital lock
- Kit includes mounting plates, spindles and fixing screws
- Use existing Mortice lock body



BL3582KIT

- Converts an existing Australian style short backset Mortice lock into a Borg 2000 series digital lock
- Kit includes mounting plate, spindle and fixing screws
- Use existing Mortice lock body and internal furniture



BL3582KITBTB

- Converts an existing Australian style short backset Mortice lock into a Borg 2000 series digital lock
- Kit includes mounting plates, spindles and fixing screws
- Use existing Mortice lock body



09351550 & 09351500

- Convert LW3572 (09351550) or LW3582 (09351500) with a Borg 2000 series digital lock with key override
- Kit includes mounting plate, keypad template, spindle & fixing screws
- Use existing Mortice lock and internal furniture

Accessories

BL5PLT

- Replace a KNK entrance set with Borg 2000 series digital lock
- Borg 2000 series digital lock not included
- Kit includes 2 mounting plates

BL50013572K

- Converts an existing Australian style Mortice lock into a Borg 5000 Series Digital Lock
- Kit includes mounting plate, spindle and fixing screws
- Use existing Mortice lock body and internal furniture

BL50013572KBTB

- Converts an existing Australian style Mortice lock into a Borg 5000 Series Digital Lock
- Kit includes mounting plates, cover plate, spindles and fixing screws
- Use existing Mortice lock body

BL50013582K

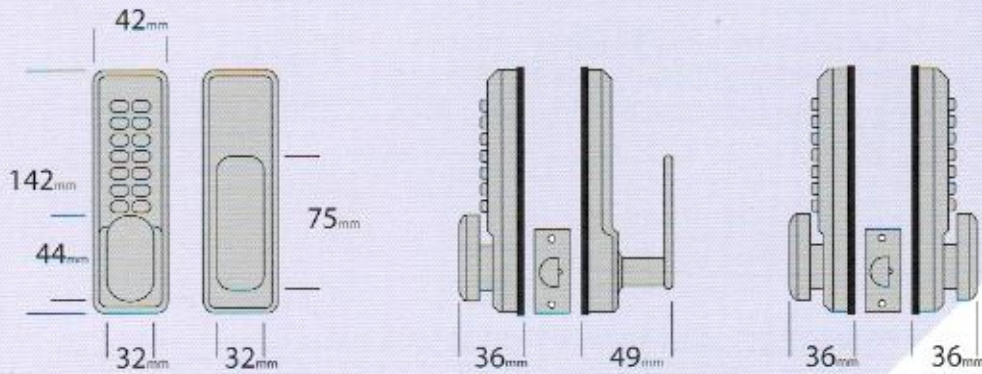
- Converts an existing Australian style short backset Mortice lock into a Borg 5000 series digital lock
- Suitable for outward opening doors only
- Kit includes mounting plate, spindle and fixing screws
- Use existing Mortice lock body and internal furniture

Keypads sold separately

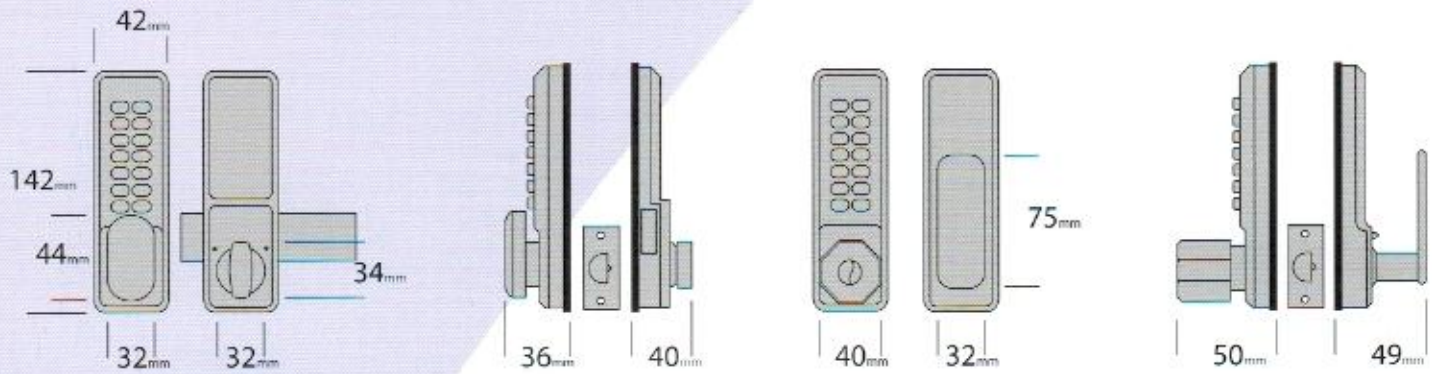
2000 Series	3000 Series	5000 Series
BL2600KMG	BL3700KSC	BL5000KMG
BL2000KPB		BL5000KSC
BL2000KSC		BL5000KSS



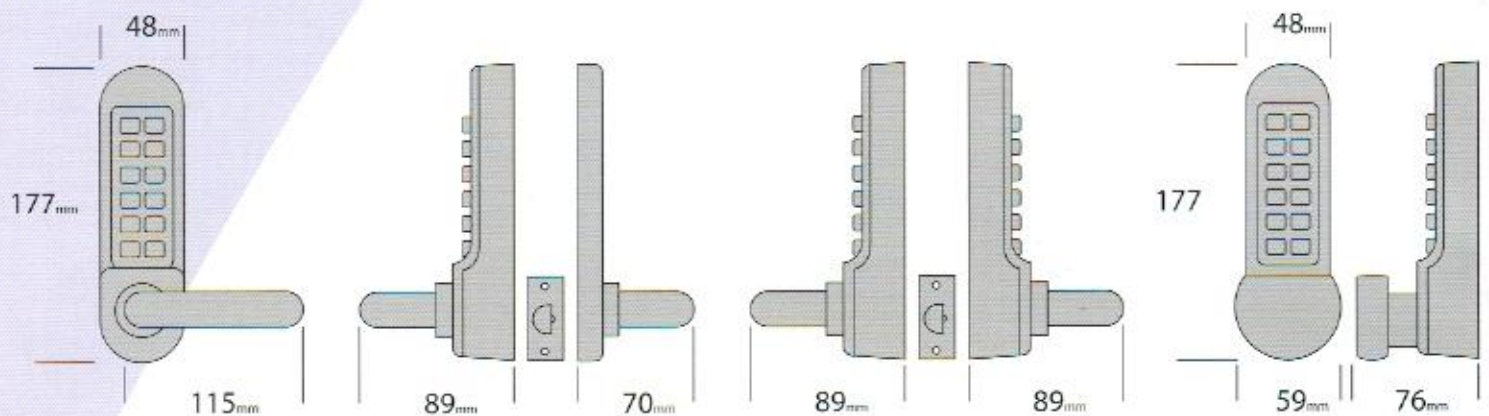
2000 series



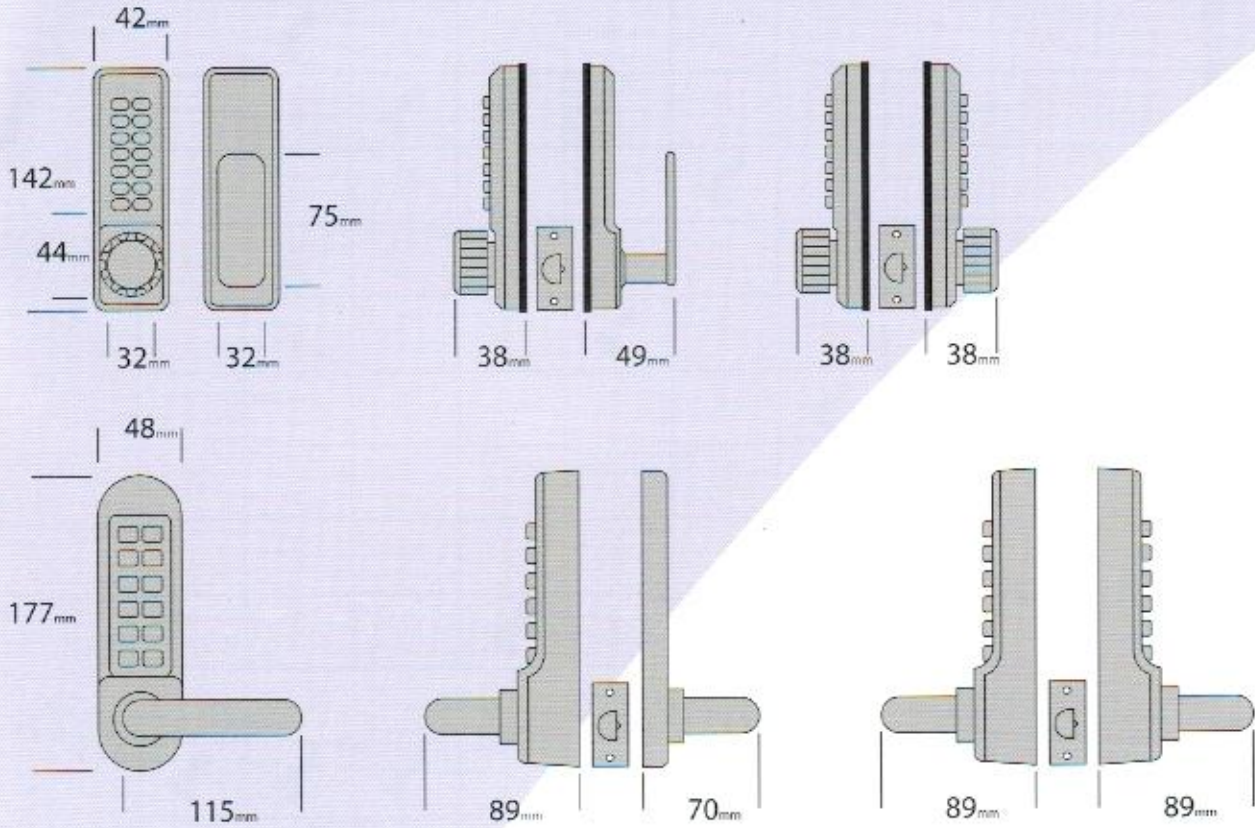
3000 series



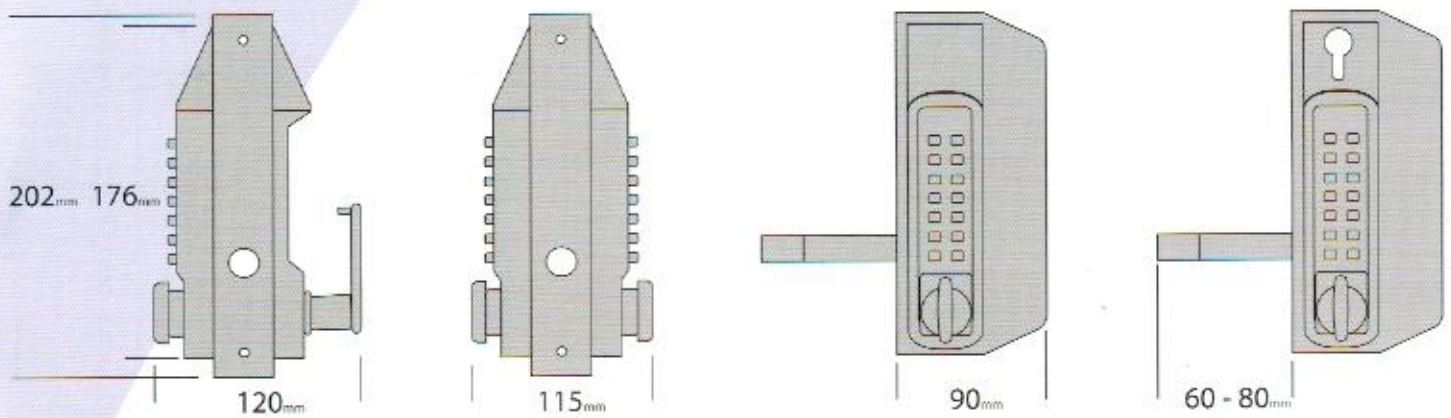
5000 series



Marine series



Gate series



www.drlock.com.au/store

Borglocks

controlling access



www.drlock.com.au/store

Quick Selection Guide

Model	Std Aust. Mortice Lock (3572)	Std Aust. Mortice Lock Key Override (3572)	Std Aust. Mortice Lock Back To Back (3572)*	Std Aust. Mortice Lock Narrow Style (3582)	Std Aust. Mortice Lock Narrow Style Key Override (3582)	Std Aust. Mortice Lock Narrow Style Back To Back (3582)*	Lockwood 002	Std Aust. Mortice Lock (3572)	Std Aust. Mortice Lock Back To Back (3572)*	Std Aust. Mortice Lock Narrow Style (3582)
BL50013582K	✓	✓	✓	✓	✓	✓	✓	✓	✓	✓
BL50013572KITB (Back to Back)	✓	✓	✓	✓	✓	✓	✓	✓	✓	✓
BL50013572K	✓	✓	✓	✓	✓	✓	✓	✓	✓	✓
09351500	✓	✓	✓	✓	✓	✓	✓	✓	✓	✓
09351550	✓	✓	✓	✓	✓	✓	✓	✓	✓	✓
09351550 (Back to Back)	✓	✓	✓	✓	✓	✓	✓	✓	✓	✓
BL3582KITB (Back to Back)	✓	✓	✓	✓	✓	✓	✓	✓	✓	✓
BL3582KIT	✓	✓	✓	✓	✓	✓	✓	✓	✓	✓
BL3572KITB (Back to Back)	✓	✓	✓	✓	✓	✓	✓	✓	✓	✓
BL3572KIT	✓	✓	✓	✓	✓	✓	✓	✓	✓	✓
BL002KIT	✓	✓	✓	✓	✓	✓	✓	✓	✓	✓
BL5000KSS	✓	✓	✓	✓	✓	✓	✓	✓	✓	✓
BL5000KSC	✓	✓	✓	✓	✓	✓	✓	✓	✓	✓
BL5000KMG	✓	✓	✓	✓	✓	✓	✓	✓	✓	✓
BL5000KMG	✓	✓	✓	✓	✓	✓	✓	✓	✓	✓
BL2600KMG	✓	✓	✓	✓	✓	✓	✓	✓	✓	✓
BL2000KPB	✓	✓	✓	✓	✓	✓	✓	✓	✓	✓
BL2000KSC	✓	✓	✓	✓	✓	✓	✓	✓	✓	✓

*For Back to Back versions two keypads are required